

Pre-built PermaPorch Railing

Pre-built PermaPorch Railings are available in a variety of styles to match your porch and deck design. The top and bottom rails are made of pre-finished weather resistant cellular PVC with a wood or aluminum insert.

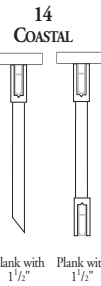

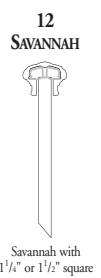
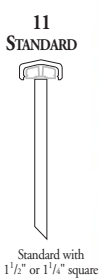
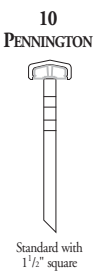
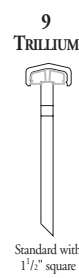
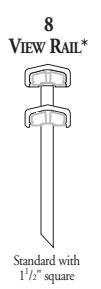
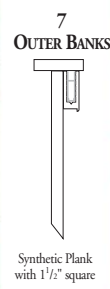
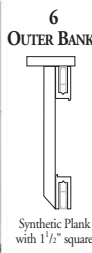

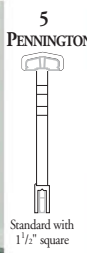

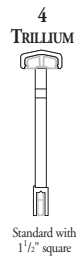

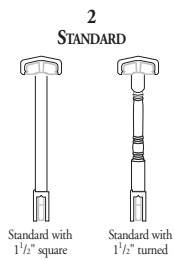
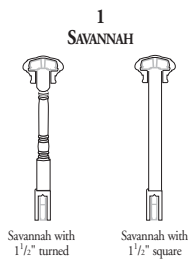
Warranty

HB&G warrants that for 25 years the PermaPorch Railing is free from defects in material and workmanship. The factory applied top coat (paint) is warranted for 10 years.

HB&G will repair or replace any PermaPorch Railing which has failed as a result of defective materials or workmanship of HB&G. Installation cost not included.

Porch Railing

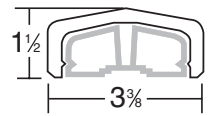
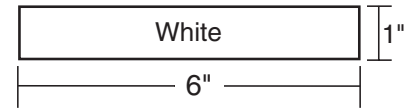
Deck Railing



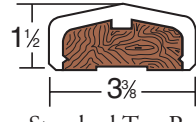
All rail sections suitable with columns (as shown) or PermaPost



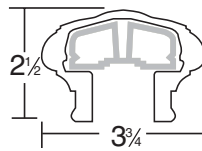
The top rail, bottom rail and balusters are available in pre-finished white. They are made from weather resistant cellular PVC. The balusters are also available in round aluminum.



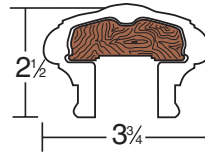
Standard Top Rail with aluminum insert



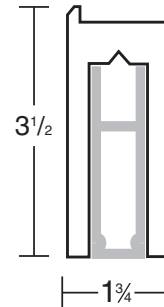
Standard Top Rail with wood insert



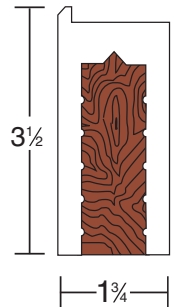
Savannah Top Rail with aluminum insert



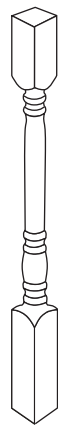
Savannah Top Rail with wood insert



Bottom Rail with aluminum insert



Bottom Rail with wood insert



1 1/2" Turned
32" & 36"



1 1/4" Square
28 7/8", 32",
36" & 10'



1 1/2" Square
32", 36"
& 10'




1 1/2" Square 38", 44"
with 45° end.



3/4" White
Aluminum
Baluster
28", 34"



3/4" Black
Aluminum
Baluster
28", 34"



3/4" Driftwood
Aluminum
Baluster
28", 34"

NEWELS AND TOPS



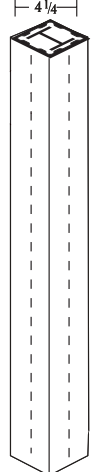
Poly Ball Top
Height 6"
Width at Base 4 7/8"



Poly Pyramid Top
Height 1 1/4"
Width at Base 4 7/8"

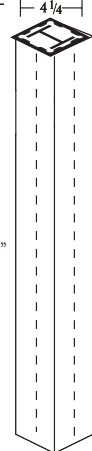
Square Deck - White

4 1/4"



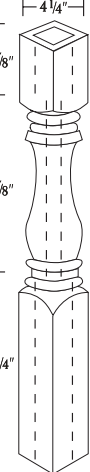
Square Porch White Only

4 1/4"

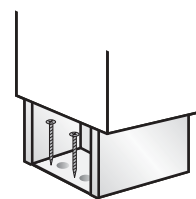


Chesterfield White Only

4 1/4"



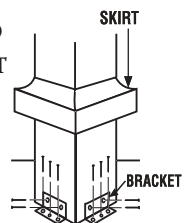
PERMA-SQUARE NEWEL FASTENING KIT



Fastening Kit included with every Aluminum Core Newel. Comes complete with screws and bolts for attaching to wood or concrete substrate.

CHESTERFIELD FASTENING KIT

Each kit comes complete with skirt, brackets, and TapCon screws for wood or concrete substrates.



Three Ways to Order the PermaPorch Railing...

1. PRE-BUILT SECTIONS

- Shipped factory assembled
- Easy to install
- Everything needed to install is included
 - How to order
 - Choose length – 4', 6', or 8' sections
 - Choose desired style from page 31
 - Note rail height (36" or 42")
 - Specify wood or aluminum insert
- Onsite trimming ensures exact fit

2. DO-IT-YOURSELF KIT

- Choose (8' Savannah or 8' Standard) top rail
- Kit contains top and bottom rail components, all hardware, and accessories
- Balusters sold separately 18 per carton (enough for 8' section)
- Can be used for stair rails
- How to order
 - Choose rail kit (Savannah or Standard)
 - Select baluster design (1¹/₄" Square, 1¹/₂" Square, and 1¹/₂" Turned) and height (32" or 36")

3. INDIVIDUAL COMPONENTS

- Build your own design
- Mix and match components
- For a complete rail system you will need the following;
 - Top rail – standard or savannah
 - Top insert – wood or aluminum, 8', 10', 12'
 - Balusters – 28⁷/₈", 32", 36" and 10' (Balusters may need to be trimmed for desired rail height)
 - Bottom rail
 - Bottom insert – wood or aluminum, 8', 10', 12'
 - Support block
 - Fastening kit

TYPICAL ASSEMBLIES

SQUARE BALUSTERS AND WOOD INSERTS

ALUMINUM BALUSTERS WITH ALUMINUM INSERTS

	1-1/4" Square	1-1/2" Square	1-1/4" Deck	1-1/2" Deck	1-1/2" Turned	3/4" Alum. White
color	white	white	white	white	white	white
Standard	x	x	x	x	x	
Savannah	x	x	x	x	x	
Trillum		x		x		
Pennington		x		x		
View Rail	x	x	x	x	x	
Outerbanks	x	x	x	x	x	
Coastal		x		x		x